



RIOS

COLLECTION

SWIMMING POOL TILES
100x100mm | 4"x4"



Aqualuxe

Splash with Serene Style




RIOS

COLLECTION

Witness a range of designs in this collection. There are 10 different designs and shades in a glossy finish that truly enrich your swimming experience and giving a top resort like feel.

306X306MM
AVAILABLE IN NET
(9 PCS)




100X100MM





Sizzling
Pick




Spectacular
Beauty



Ravishing
Retreat



Outstanding
Vibe



Sensational
Shade



Relaxing
Oasis

RIOS
COLLECTION

100X100MM | 4"X4"
GLAZED PORCELAIN TILES

volark
TILES

40011
ALPINE BLUE



PUNCH



GLOSSY



RANDOM

**LOW WATER
ABSORPTION $E \leq 0.5\%$**



40011 ALPINE BLUE

RIOS
COLLECTION

100X100MM | 4"X4"
GLAZED PORCELAIN TILES

volark
TILES

40012
SKY BLUE



PUNCH



GLOSSY



RANDOM

LOW WATER
ABSORPTION $E \leq 0.5\%$



40012 SKY BLUE

RIOS
COLLECTION

100X100MM | 4"X4"
GLAZED PORCELAIN TILES

volark
TILES

40013
COBALT BLUE



PUNCH



GLOSSY



RANDOM

**LOW WATER
ABSORPTION $E \leq 0.5\%$**



40013 COBALT BLUE

RIOS
COLLECTION

100X100MM | 4"X4"
GLAZED PORCELAIN TILES

volark
TILES

40014
SPACE BLUE



PUNCH



GLOSSY



RANDOM

LOW WATER
ABSORPTION $E \leq 0.5\%$



40014 SPACE BLUE

RIOS
COLLECTION

100X100MM | 4"X4"
GLAZED PORCELAIN TILES

volark
TILES

40015
PRUSSIAN BLUE



PUNCH



GLOSSY



RANDOM

LOW WATER
ABSORPTION $E \leq 0.5\%$



40015 PRUSSIAN BLUE

RIOS
COLLECTION

100X100MM | 4"X4"
GLAZED PORCELAIN TILES

volark
TILES

40016
LAKE AQUA BLUE



PUNCH



GLOSSY



RANDOM

**LOW WATER
ABSORPTION $E \leq 0.5\%$**



40016 LAKE AQUA BLUE

RIOS
COLLECTION

100X100MM | 4"X4"
GLAZED PORCELAIN TILES

volark
TILES

40018
AQUA MARINE



PUNCH



GLOSSY



RANDOM

LOW WATER
ABSORPTION $E \leq 0.5\%$



40018 AQUA MARINE

RIOS
COLLECTION

100X100MM | 4"X4"
GLAZED PORCELAIN TILES

volark
TILES

40019
CRYPTIE AQUA



PUNCH



GLOSSY















RANDOM

LOW WATER
ABSORPTION $E \leq 0.5\%$



40019 CRYPTIE AQUA

GLAZED PORCELAIN TILES TECHNICAL SPECIFICATION

| Test/Standard | Requirement | Test Result | Test/Standard | Requirement | Test Result |
|---|-----------------------------------|--------------|---|--------------------------|--|
|  Length / Width EN ISO 10545-2 | $\pm 0.6\% \leq \pm 2\text{mm}$ | Pass |  Modulus of Rupture EN ISO 10545-4 | Min. 35N/mm ² | $\geq 35\text{N/mm}^2$ |
|  Thickness EN ISO 10545-2 | $\pm 5\% \leq \pm 0.5\text{mm}$ | Pass |  Thermal Shock EN ISO 10545-9 | Pass | Pass |
|  Straightness of Side EN ISO 10545-2 | $\pm 0.5\% \leq \pm 1.5\text{mm}$ | Pass |  Frost Resistance EN ISO 10545-12 | Resistant | Resistant |
|  Rectangularity EN ISO 10545-2 | $\pm 0.5\% \leq \pm 2\text{mm}$ | Pass |  Chemical Resistance EN ISO 10545-13 | Min. Class B | Class A |
|  Surface Flatness EN ISO 10545-2 | $\pm 0.5\% \leq \pm 0.5\text{mm}$ | Pass |  Stain Resistance EN ISO 10545-14 | Min. Class 3 | Pass |
|  Water Absorption EN ISO 10545-3 | $\leq 0.5\%$ | $\leq 0.5\%$ |  Fire Rating | - | Class A I _{PL} Non Combustible |

PACKAGING DETAILS

| SIZE | TEXTURE | THICKNESS | PIECES/BOX | SQM./BOX | SQFT./BOX | KG/BOX |
|-----------|---------|-----------|------------|----------|-----------|--------|
| 100X100MM | PUNCH | 8.00MM | 70 | 0.70 | 7.53 | 13.00 |

| SHEET SIZE | TEXTURE | THICKNESS | PIECES/NET | SHEET/BOX | SQM./BOX | SQFT./BOX | KG/BOX |
|------------|---------|-----------|------------|-----------|----------|-----------|--------|
| 306X306MM | PUNCH | 8.00MM | 9 | 9 | 0.84 | 9.04 | 15.00 |

Note :

- Size / shade variation is inherent in porcelain tiles , in case of any complain its should be brought to our dealer's notice before laying the tiles.
- Colour shown are indicative only. Check actual tiles for exact colour.
- The information contained in this catalogue are accurate as possible, but cannot be considered as legally binding.
- Customers are advised to inspect a sample of the tile before ordering.
- The company reserves the right to change the specifications without prior notice.

TILE FIXING INSTRUCTIONS

It is necessary to use an appropriate adhesive and grouting material for each product An initial approach must be made before starting the installation and take into account the type of joint, structural, perimeter, expansion and installation that must be used for each use. We advise that to obtain an optimal result a 3 mm joint should be used

Once the placement is finished: it is recommended to remove the remains of adhesive material and specific grouting for each material, following the manufacturer's instructions for these products.

In general, powder detergents and aggressive scouring pads should not be used for cleaning. It is enough to clean the tiles with a sponge, warm water and a neutral liquid soap. Finally, rinse with clean water.



